

# Lock xfce with Windows + L

## Default settings

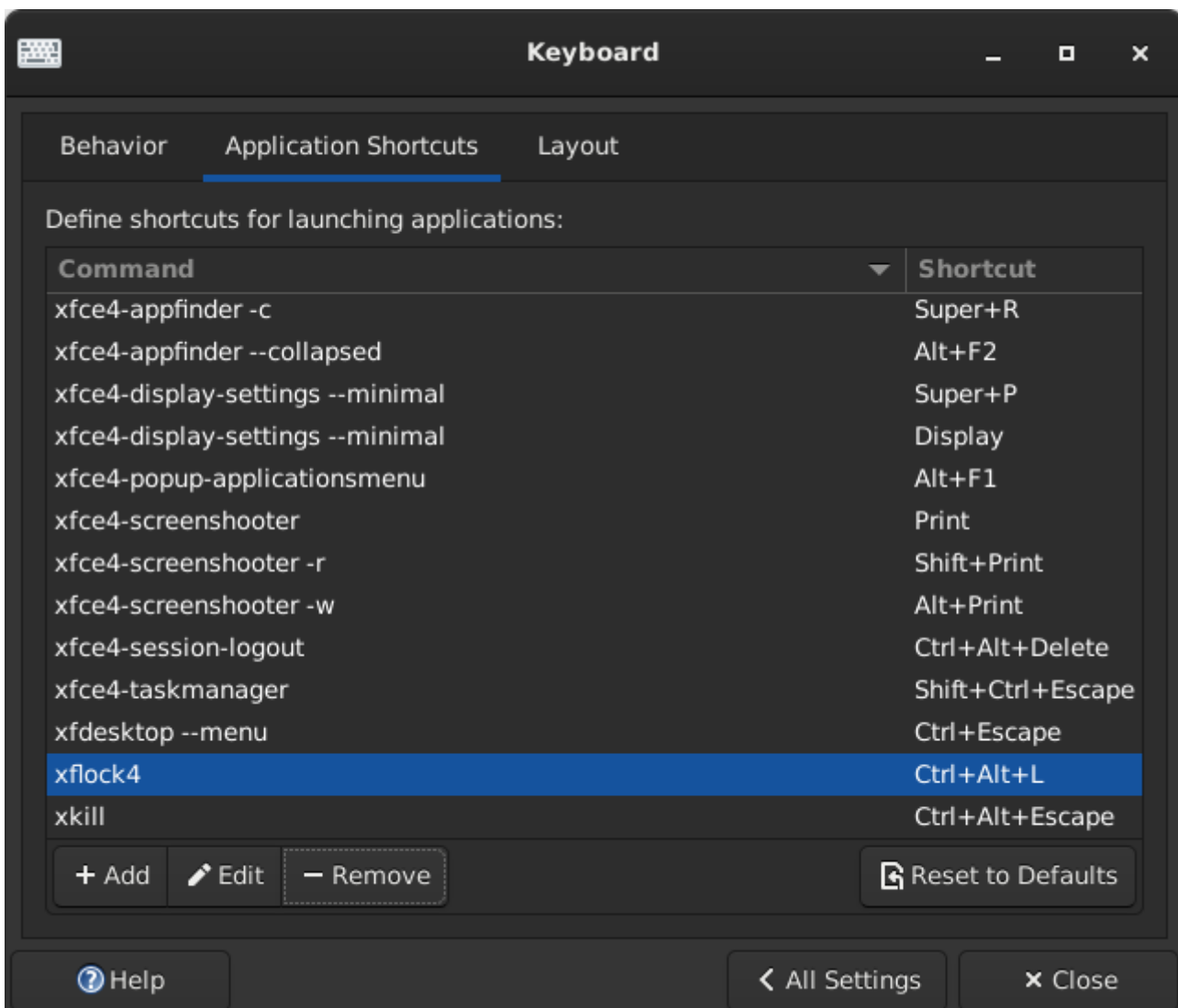
To lock a screen in Xfce by default either:

- Type `xflock4` in the terminal
- Press `Ctrl + Alt + L`

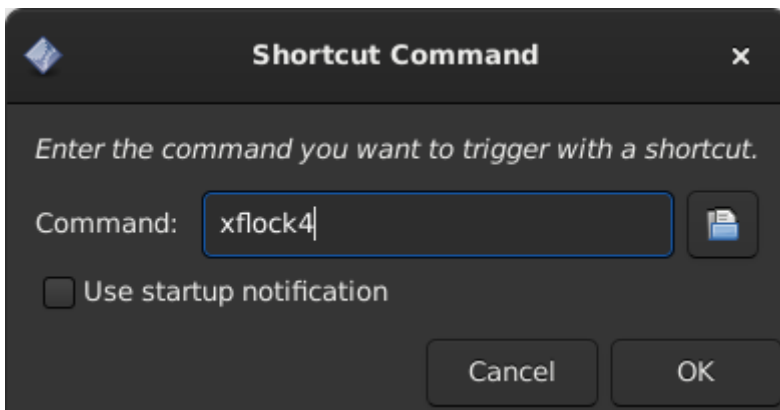
Because the Windows key is basically useless on Linux, I want to bind some shortcuts to it.

## Change keyboard shortcut

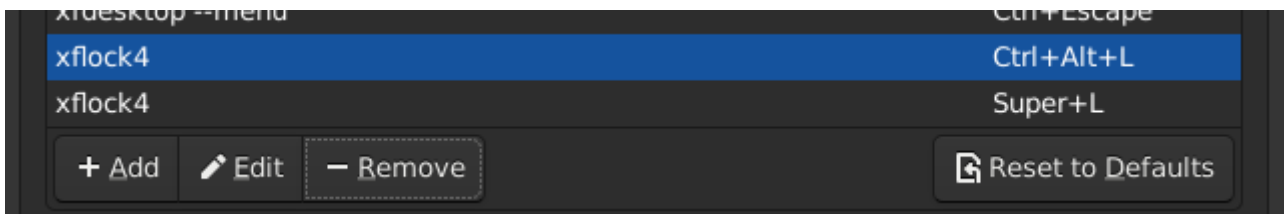
1. To change Keyboard shortcuts, open `Settings Manager` --> `Keyboard` --> `Application Shortcuts`. There you will be able to see all current shortcuts.



2. To add a new one, press the **Add** button at the bottom, type the name of the command you would like to launch with that shortcut and press **OK**. You will then be prompted to press the desired key combination. I am used to **Windows + L**, so I set it that way.



3. Delete the previous shortcut **Ctrl + Alt + L** or keep it.



---

Revision #7

Created 10 October 2021 14:40:52 by Marek

Updated 10 October 2021 16:03:43 by Marek